

Walker/Wheelchair Bags

Sewing Instructions

Supplies needed:

Sewing machine with size 14 or 16 needle

Iron

Thread to match fabric

1 piece of heavy fabric (duck cloth, twill or canvas) 18" x 36"

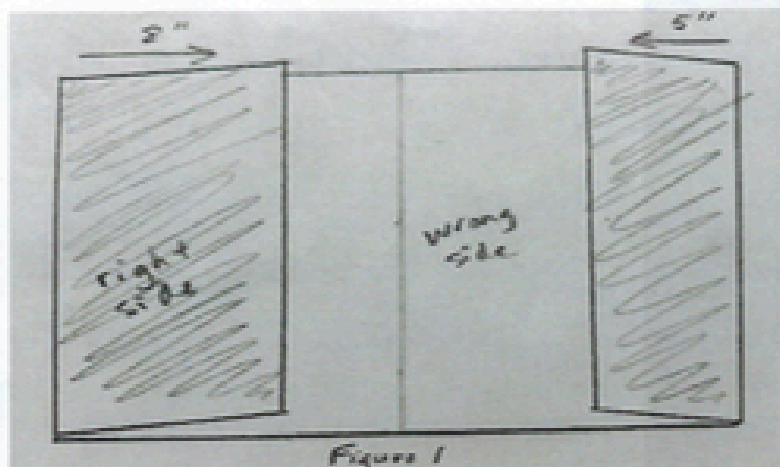
1 piece of cotton fabric 18" x 36" (can use two fat quarters sewn together and cut to size)

4 feet of 3/8-5/8" wide gross-grain ribbon in one color, cut into four 12" lengths

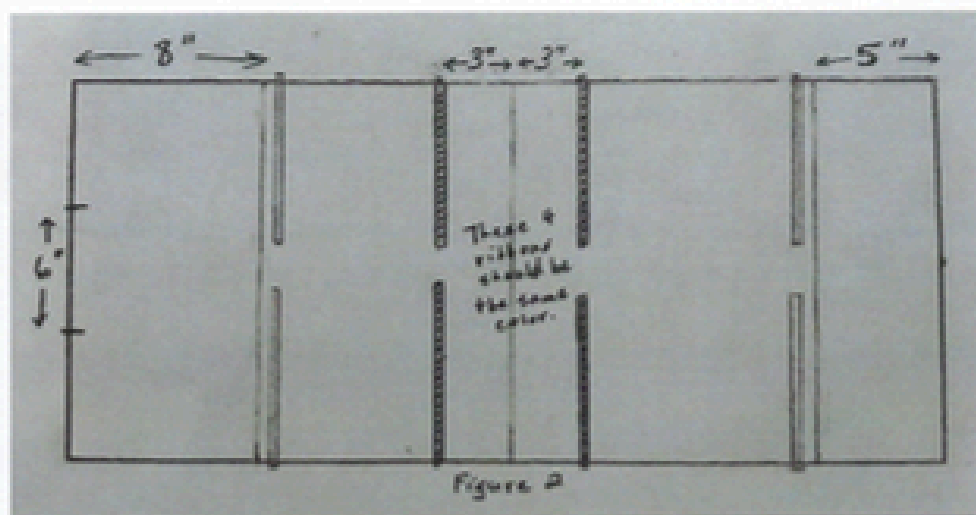
4 feet of 3/8-5/8" wide gross-grain ribbon in a *different* color, cut into four 12" lengths

Directions:

With heavy fabric wrong side facing up, fold the two ends up to form pockets. One should be 8" deep, one 5" deep. Press with iron to leave creases. Then, with pockets still folded, fold piece in half and press to crease center. See figure 1.



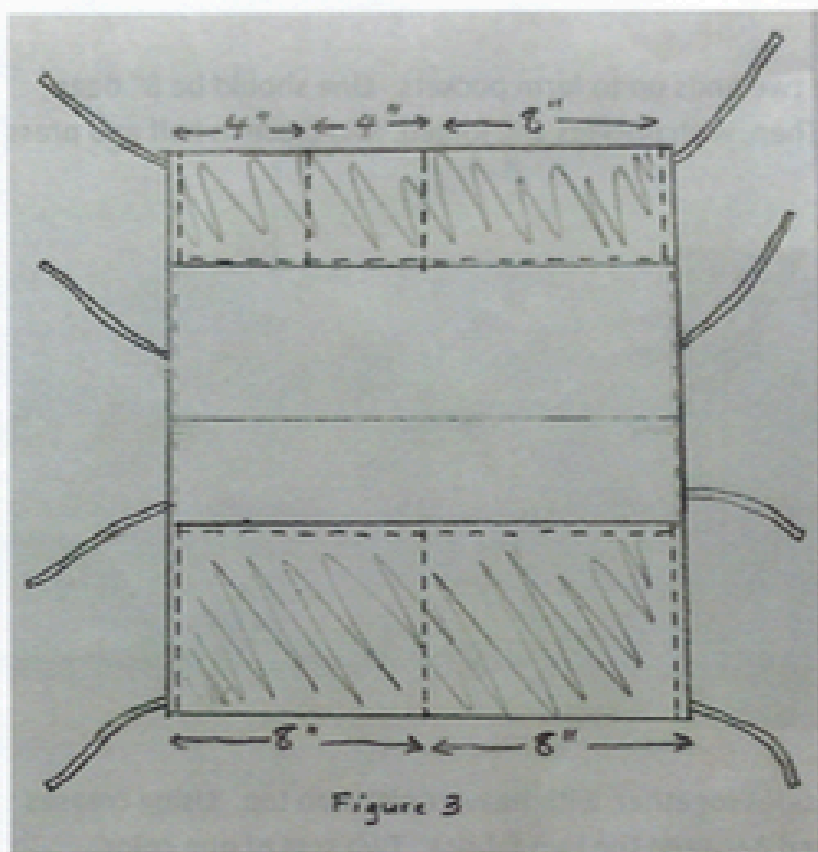
Unfold and place with cotton fabric piece, right sides together, with heavier piece on top. Using creases as guides, place the 12" ribbon pieces sandwiched between the two fabrics. Two sets of one color ribbon should be 3" from either side of the center crease, and two sets of the other color just inside the pocket creases. (Placed this way, it's easier to know which ribbons to tie together when caddy is put on walker.) Pin to secure ribbons, then pin (or use Wonder Clips) to hold sides and ends as needed. Mark a 6" opening on one of the ends for turning. See figure 2.



Sew the two pieces together using a $\frac{3}{8}$ " seam allowance, securing all eight ribbon ends. Remember to leave a 6" opening. Be careful not to catch the loose ends of the ribbons in the seams.

Clip the corners (and any ribbon ends sticking out) to reduce bulk. Using the opening, turn the piece right side out. Poke the corners with an object such as a chopstick. Press all around the seams.

Pin the opening closed, and topstitch $\frac{1}{4}$ " all around, making sure gap is stitched closed. Fold the pockets back up and stitch sides. Then divide the space and sew to create narrower pockets. See figure 3. Your walker caddy is now ready to use.



Kits include all needed supplies and instructions.

Walker/Wheelchair Bag Kits are available at the Elderwerks Center
251 E. Northwest Highway Palatine, IL 60067

847-462-0885 | Events@Elderwerks.org | Elderwerks.org